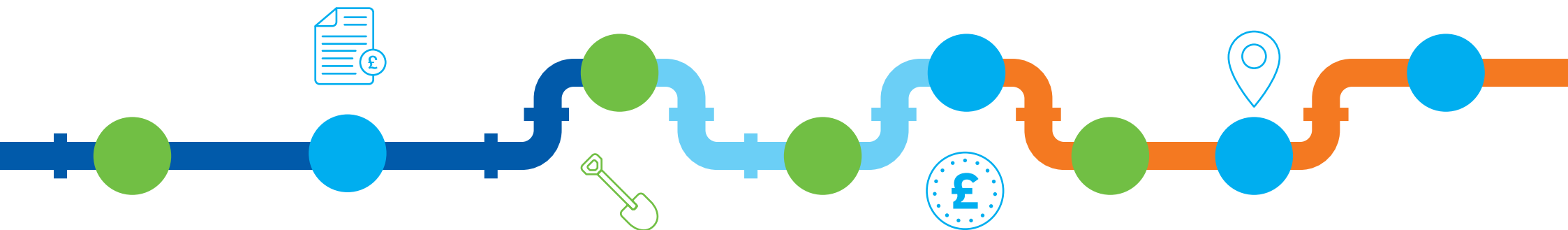


# SLP CONNECTION PROCESS

This leaflet is a guide to support our customers through the self-lay process and includes details to explain what is required at each stage.



You submit your Point of Connection (POC) application on the portal (if required). We will respond **within 5 calendar days** to let you know if we have everything we need, to provide you with a POC.

You submit your application for the non-contestable costs, costs for any contestable work you want us to carry out and pay your application and design fee / design checking fee. We will respond within **5 calendar days** and let you know if we have everything, if we need to provide you with a quotation, or if we need more information.

To accept the proposal, you submit a fully completed self-lay schedule together with the land registry title drawing and Title Deed pay the legal fees and charges for the non-contestable work and any contestable work you've asked us to carry out.

Upon receipt of the WAA, you obtain the signatures of all parties and return the completed document to us.

APPLY

1



2



3



4

5

WATER  
ADOPTION  
AGREEMENT

6

7

NWL to act

SLP to act

Once your application is complete; We will issue a POC response letting you know the point on our network where you can connect. You will receive the response within **14 calendar days**.

We will issue the quotation for the non-contestable work and any contestable work you want us to carry out. You will receive the quote **within 28 calendar days** if you have asked us to provide the design, or within **14 calendar days** if you have asked us to approve your design. For complex sites and those with more than 500 houses, the timescales will be **42 or 21 calendar days** respectively.

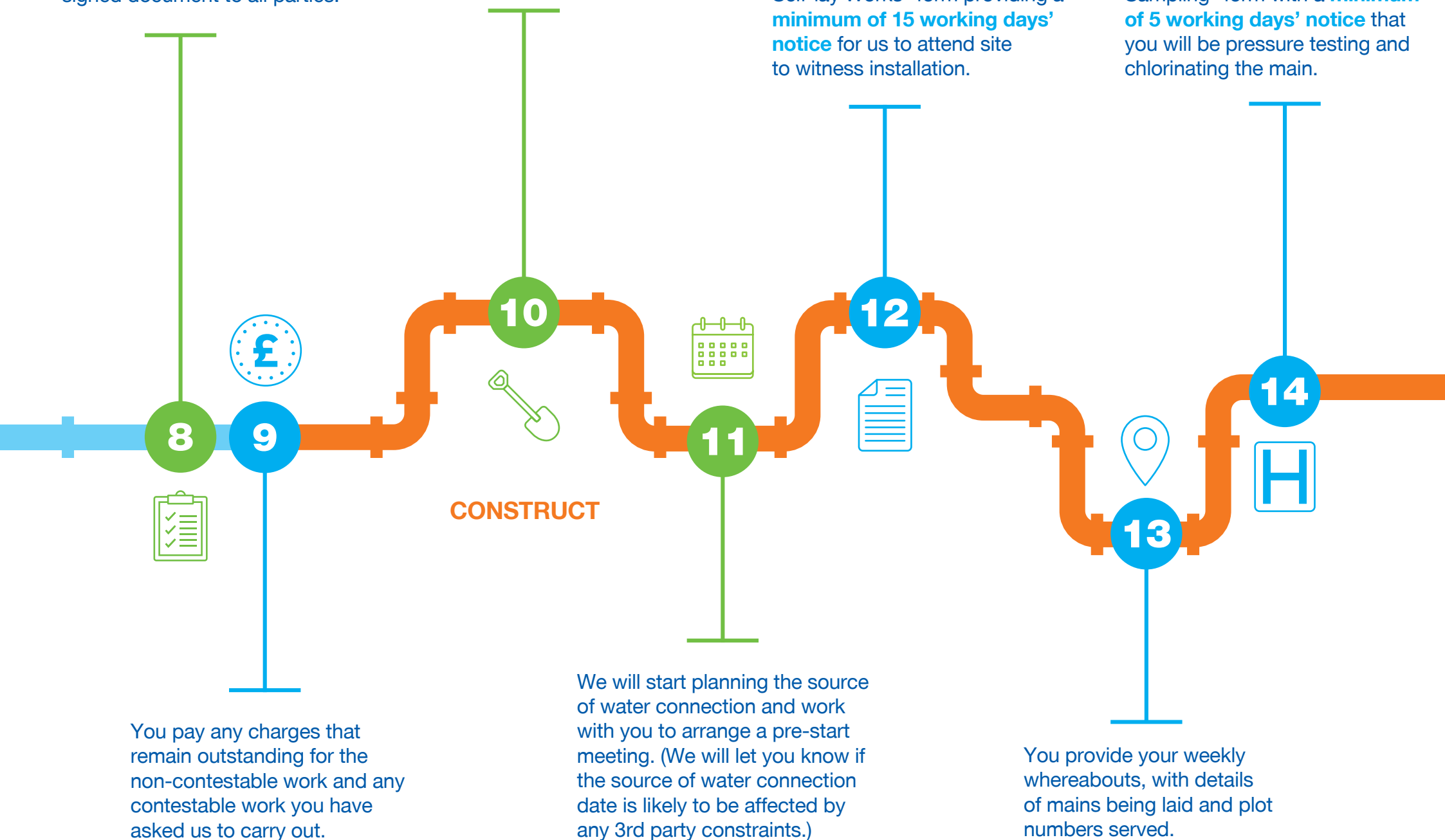
We validate the schedule submission to make sure it is complete, check the source of water connection date and that the legal fees have been paid. If everything is complete, we will issue the Water Adoption Agreement (WAA) within **7 calendar days**.

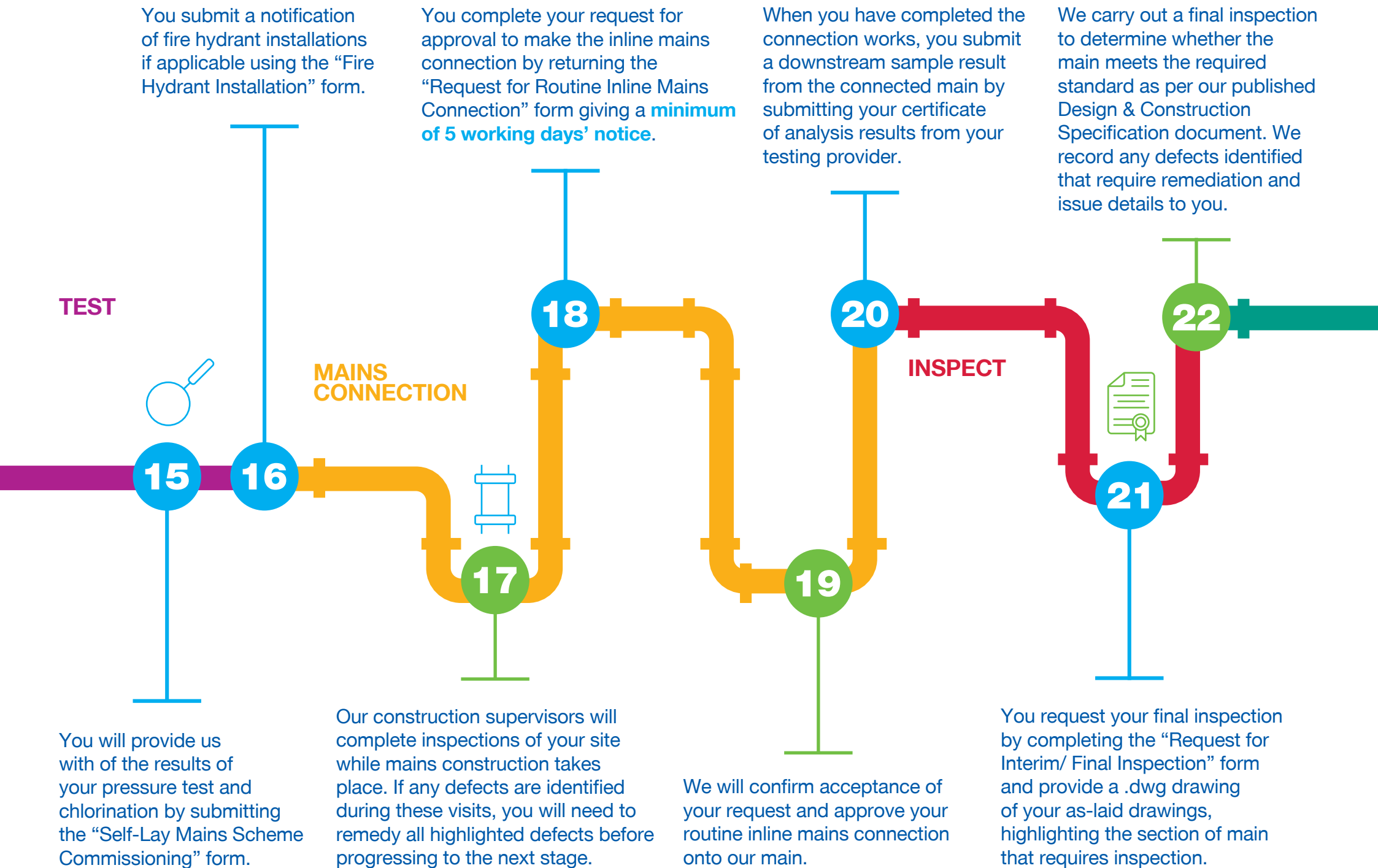
We will sign the WAA and circulate copies of the final signed document to all parties.

We progress the job to the construction stage.

You complete the "Commencement of Self-lay Works" form providing a **minimum of 15 working days' notice** for us to attend site to witness installation.

You notify us using the "Commencement for Testing and Sampling" form with a **minimum of 5 working days' notice** that you will be pressure testing and chlorinating the main.





You submit a request for the newly commissioned mains to be vested by submitting a “Request for vesting” form together with a referenced drawing with the relevant mains clearly highlighted.

You request approval to make service connections by submitting the “Request to Complete Service Connections” form. At this point, you must demonstrate Water Regulations compliance of the supply pipes, by submitting Water Industry Approved Plumbers’ Scheme (WIAPS) certificates, or through inspection by us (whichever is specified in the WAA). For non-household properties our requirement is that our Water Regulations team will complete site visits and WIAPS will not be accepted for this type of connection.

For more information please contact our Developer Services team.



0345 609 4639



[nwl.co.uk/services/developers/self-lay/](http://nwl.co.uk/services/developers/self-lay/)

You inform us that service connections have been completed and you are ready for meter installation by submitting the “Completed Service connections” form.

